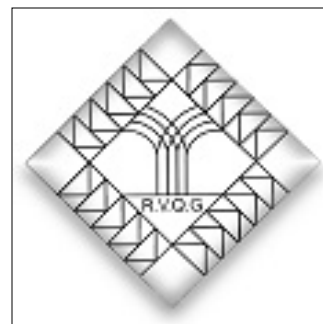


Borderlines

Rouge Valley Quilters' Guild Newsletter

Volume 18, Issue 2, October 2010

Rouge Valley Quilters' Guild, 6—4234 Lawrence Avenue East, Unit 201, Toronto, ON M1E 2S5
www.rougevalleyquiltersguild.com info@rougevalleyquiltersguild.com



Sew What's New

I was going to write a chatty message to wish you all a happy Thanksgiving but the Guild Executive decided that we needed to have the following items brought to your attention.

VACANT EXECUTIVE POSITIONS:

Unless members (or teams) come forward to take on the **Program** position and **Quilter of the Month** position, there will be no program provided from the January general meeting forward.

Unless a member (or team) comes forward to volunteer for the **Newsletter Editor's** position, this will be the last newsletter issued.

The **Facilities** position is also vacant. Arrangements for General Meetings, Bee Nights, Executive Meetings, etc. are in place for the 2010-11 season but a volunteer is needed to make arrangements for the upcoming year.

The **Special Events** convener's position is vacant. There will be no trips arranged until this position is filled.

Library and Membership: Francis and Kathleen need help and would appreciate volunteers signing up to assist for one meeting per year.

As you can see, Rouge Valley Quilters' Guild needs its members to step forward and give their time. It is urgent that these vacant Executive positions be filled if the guild is to continue. We cannot keep going with a "let George do it" attitude or there will be no guild for 'George' to attend. **Please—pick your spot and volunteer!**

PARKING AT ALTONA ROAD COMMUNITY CHURCH: There are about 75 parking spaces at the rear of the church but we can also use the front of the church **after 6:45 p.m.** for those who are later in arriving. Have you considered carpooling? Kathleen Mulheron has several names of ladies willing to carpool. Contact her if you are able to give a ride or if you would like a ride and she'll try and match you up!

LUG-A-MUG: At the October meeting we will begin charging 25 cents for styro cups to those who forget their mug. You might want to stick a quarter in your purse just in case you forget!

~ Hazel



Next General Meeting is

Monday, October 25, 2010
7 p.m.

Altona Road Community Church
1367 Altona Road, Pickering
(just north of Kingston Road)
(doors open at 6:45 pm)

Remember to:

lug-a-mug, bring your completed Quilts From The Heart, library books for return and one item from your stash of favourite Show and Tell projects.

Your membership card is your admission ticket!

RVQG Executive 2009–2010

President	Hazel Holt 905-665-3228
Vice-President	Ingrid Jack-Edwards 905-428-2082
Past President	Lesley Barclay 905-665-9785
Secretary	Dorothy Edmonds 905-619-0020
Treasurer	Jean Reid 416-289-7101
Facilities	<i>position vacant</i>
Bee Night	Chris Reid 905-831-5770
Block of the Month	Penny Vanderzand 905-839-0309
Display	Jane May 416-289-3372
Historian	Allison Oster 416-238-1752
Library	Frances Ardizzi 416-282-6102
Membership	Kathleen Mulheron 416-261-6710
Newsletter	<i>position vacant</i>
Program	<i>position vacant</i>
Quilter of the Month	<i>position vacant</i>
Quilts from the Heart	Linda Hoiko 905-839-9512
Social	Tina Bennett 905-837-0886
Special Projects	<i>position vacant</i>
Website	Allison Oster 416-238-1752
Workshop	Irene Dewar 905-839-7151



... from the Secretary's desk

Some highlights from the Executive Meeting held October 4th:

- √ Four executive positions remain open: newsletter editor, program, quilter of the month, and facilities. Facilities are arranged for 2010-11 but, unless members come forward to fill these positions, Borderlines newsletter will not be published after the October issue and general meetings will not have a program after the November meeting.
- √ The executive committee has approved CQA's request for 'Golden Thimble Sponsorship' in the amount of \$1,000.00.
- √ A message of sympathy has been sent to Jo Whiston on the passing of her father .
- √ A "get well" message will be sent to Cecilia Reid on her recent surgery.
- √ Bee Nite is full, and 3 people from the wait list are now able to attend. Chris thanks members for letting Chris know they won't be able to attend.
- √ General Meeting, Executive Meeting and Bee Nite days have been booked for the entire 2010-11 year.
- √ Anita Zoben's workshop on October 26th still has openings.
- √ The 25-cent charge for styro cups will be in place at the October general meeting.

~ Dorothy Edmonds


BEE NIGHT SCHEDULE **Altona Road Community Church** **1367 Altona Road, Pickering** **7 to 9 p.m.**



2010
October 18, 2010
November 8, 2010

2011
January 10, 2011
February 14, 2011
March 14, 2011
April 11, 2011
May 9, 2011

Committee Chair: Chris Reid 905-831-5770



WORKSHOP—Tuesday, October 26, 2010 'Open Thread Bar' workshop

Instructor: Anita Zobens

Fee: \$30.00 plus \$5.00 kit fee

Location: 43 Division Police Station, 4331 Lawrence Avenue East

Time: 9 a.m. to 3:30 p.m.

Have you ever wanted to experiment with different threads before buying them? Well, now you can! Anita Zobens, of Cotton Mill Threadworks, is a certified Superior Threads educator and this is an "Open Thread Bar" workshop - you bring your machine and Anita will bring the threads.

Learn how to choose the correct needle, and to overcome your fear of the tension dial. You'll discuss the properties of the different threads available today so that you can make an informed decision when choosing thread. Various machine applications will be covered, such as - straight stitch, free motion, decorative embroidery, both raw edge decorative and invisible appliqué. Learn some nifty techniques using fusible and water soluble threads. At the end of the day you will have a new perspective on threads and your own samplers as reference.

This popular Workshop will be open to other Guilds shortly, so please book early to secure your spot! Contact Yvette at 905-421-9086 or email poultrypiips@rogers.com

CAN YOU HELP?


*****BILLET needed overnight for Mr. and Mrs. Zobens on Monday Oct 25th*****

Many thanks to everyone who attended the RENSKÉ HELMUTH workshop!

We had a great time and were surprised to have a private viewing of Renske's wall hangings! I expect we will see some of these beautiful 3D wire ribbon Sunflowers on quilts at our next QUILT SHOW in 2011!

MEALS on WHEELS PLACE MATS

Many thanks to all who are working hard making placemats for the Meals on Wheels Christmas dinner recipients - keep 'em coming!



Specializing in wide backings,
batiks & oriental fabrics
Custom machine quilting

Linda Weinstein & Brenda Wiles

321 Lancaster St. W., Kitchener ON N2H 4V4
519-584-2130 creativesisters@bellnet.ca
www.creativesisters.ca

To update our new members — Many people receiving Meals on Wheels are alone at Christmas.

RVQG members are making placemats to be handed out with the Christmas dinners to brighten the Holidays.

Whether you are a beginner or seasoned quilter or sewer, we need your participation in this very worthwhile project!

~ Yvette

**Deadline for submissions to November 2010 Borderlines is Friday, October 29th, 2010.
Contributions from members may be emailed to info@rougevalleyquiltersguild.com**

BEE NIGHT—October 18, 2010



The first Bee Night of the year will be held Monday, October 18 at 7:00 at Altona Road Community church and it is now

full. Those who have signed up have received their 'homework'. Please remember your sewing machine and sewing supplies.

We will be making table toppers which will make a great gift for any occasion.

If you have signed up and cannot make it, please let me know by phone (905-831-5710) or email (kcreid@rogers.com) as I do have a waiting list. See you then!

~ **Chris Reid**

P.S. Those who remembered from the last newsletter that I had said we were doing machine appliqué this time will be happy to note that this will come later on in the year.



BLOCK OF THE MONTH

We hope you enjoy making the Maple Leaf block this month. Please remember to use 100% cotton and press as you sew. The block will be 12 inches square when finished.

For those of you making your own quilt, continue to follow your own colour choices. Everyone else can just follow the pattern colours or, if whimsy sets in, then any colours you choose will be fine. That is the fun of this activity. We can see so many interpretations of the same block and variety is the spice of life!!

When you are finished, be sure to attach your name on two pieces of paper — one for the draw and the other pinned on the block. You will receive a 5-inch square for participating and will have a chance to win some of the squares to take home. These blocks would make a wonderful fall table topper or runner. Get those creative juices flowing!

Happy Thanksgiving to you all and have fun quilting!

~ **Penny and Heidi**



(416) 633-8800
3961 Chesswood Drive
Toronto, ON M3J 2R8
www.sew-sisters.com

A Canadian Source for Top Quality Quilt Fabric at Fair Prices

Sew Sisters have been selling fabric online since 2003. We have over 1,000 fabrics priced under \$9.99/metre and at least 300 of those are under \$6.99/metre.

Why shop across the border when you can get the same price and service here in Canada?

Visit Us Today!

Maple Leaf

12" Finished Block
Beginner Level



CUTTING INSTRUCTIONS

1/4" seam allowance included in measurements

Background ... Color #1

- ... 1A - Cut 7 rectangles 2 1/2" x 4 1/2"
- ... 1B - Cut 3 squares 2 1/2" x 2 1/2"
- ... 1D - Cut 2 squares 4 1/8" x 4 1/8"

Plaid ... Color #3

- ... 3A - Cut 4 rectangles 2 1/2" x 4 1/2"

Rust ... Color #2

- ... 2B - Cut 11 squares 2 1/2" x 2 1/2"
- ... 2C - Cut 1 square 4 1/2" x 4 1/2"

Print ... Color #4

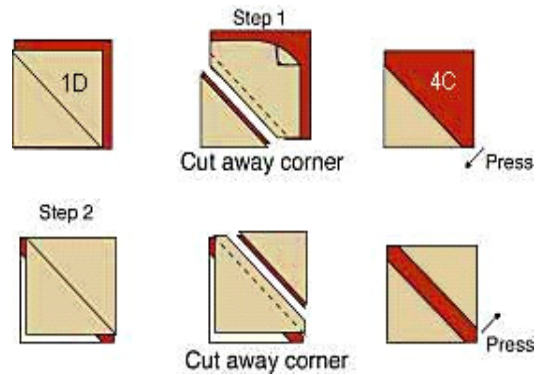
- ... 4C - Cut 1 square 4 1/2" x 4 1/2"

ASSEMBLY INSTRUCTIONS

Stem Sub Unit

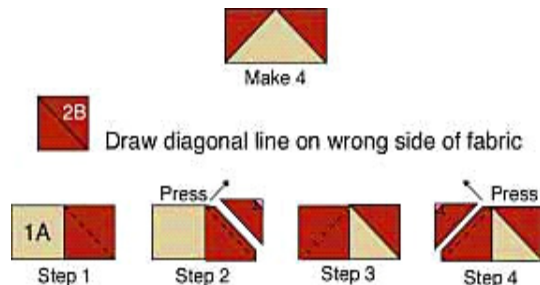
Step 1. Draw a diagonal line, on the wrong side of the fabric, on two 4 1/8" background squares. Layer one of the squares with rust 4 1/2" square. Sew on drawn line.

Step 2. Layer remaining 4 1/8" background square with pieced square made in Step 1. Sew on drawn line.

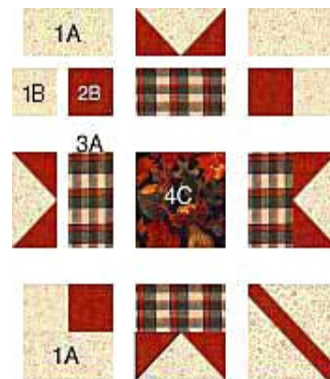


Flying Geese Sub Unit

Layer square and rectangle. Sew directly on top of drawn line. Cut away excess fabric 1/4" from seam line. Press seam allowance. Repeat for other end of rectangle.



BLOCK ASSEMBLY



Pattern Source: McCall's Quilting

COMING EVENTS

October 22 to 24, 2010

'CREATIVFESTIVAL'

Metro Toronto Convention Centre
Toronto, ON

October 23 to 24, 2010

'THE MAGIC OF CLOTH'

Dufferin Piecemakers Quilting Guild
Saturday October 23rd (10am - 5pm) and Sunday October 24th (10am - 4pm). Admission: \$5.00
Orangeville Fairgrounds—Free Parking.
Contact guild@dufferinpiecemakers.org

October 23, 2010

'The Charlie Fund Quilt Event'

Maple Grove United Church, 346 Maple Grove Drive,
Oakville, ON An event to support the emergency/special
medical needs of the ill and injured homeless animals at
the Oakville & Milton Humane Society.

October 29 to 30, 2010

'Harvest of Quilts'

General Sikorski Polish Veterans' Hall 1551 Stevenson
Road. North, Oshawa, ON Contact: Marilyn Bound
Phone: 905-263-8249



DISPLAY

Show and Tell at our first meeting of the year
displayed some lovely quilts!

Gwen Koller brought in her Celtic quilt in
beige and brown. **Rhoda Brachman** showed
her turkey track block quilt in blue and white
titled "Symphony" **Grace Zanatta's** lap quilt,
'Roundabout', came from an exchange workshop she
taught in Florida. **Irene Dewar** displayed two quilts,
'Country Crossroads' and a queen-size 'Darjeeling' quilt
in taupe's. **Yvette Piiparinen's** wall quilt titled 'Eleven'
was a tribute to her unique pet hen.

Members, please remember to sign in with your quilts
when bringing them for display! There was a Drunkard's
Path quilted throw also on the display board, but unfor-
tunately the quilter remains 'unidentified'. Meanwhile,
thanks to everyone who participated in September and a
reminder to our other members to bring in your one item
for show and tell at the October meeting.

~ Jane May

QUILTERS Mis BEE HAVEN



The red farmhouse, located in the
heart of Muskoka, is the most perfect
year round girls getaway for quilting,
crafting or just relaxing.

(705) 645-3987

www.muskokaquiltingretreat.com

RVQG Meeting Schedule 2010—2011

October 25
November 22
January 24
February 28
March 28
April 25
May 30

LIBRARY

My thanks to the ladies who have once
again volunteered to help out in the li-
brary. Without their help, we
would not have been able to
open the library. Please con-
sider volunteering to assist at
one meeting this year.
Procedures for borrowing ma-
terials:

1. Items from the library
may be borrowed by RVQG
members only.
2. You may borrow up to 3
items at a time.
3. Borrowing period is 1
month only.

~ Frances Ardizzi



UPCOMING PROGRAM EVENTS

2010

October—Anita Zobens
November— RVQG Quilter of the Month and Guild Pot Luck



PROGRAM

October 25, 2010: Anita Zobens of Cotton Mill Threadworks is the Superior Threads Educator for Canada and will provide her very interesting presentation about different

threads and their uses. Be sure to take notes!

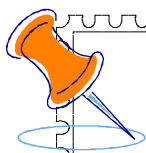
November 22, 2010: We'll enjoy our annual Christmas Pot Luck and one of our own members will be the featured 'Quilter of the Month'.

~ Megan and Lee

SOCIAL

Just a gentle reminder ... lug your mug to the general meetings or purchase a Styrofoam cup for 25 cents!

~Tina Bennett



MEETING ETIQUETTE

Please be considerate of the speaker and others around you who may be trying to listen by keeping your conversations to a minimum.

If you feel the speaker holds no interest for you, again, please be considerate of the speaker and those that are interested and conduct your conversation outside of the meeting room.

Please silence your cell phones. If you must have a conversation during the meeting, please leave the meeting area quietly.



MEMBERSHIP

We currently have 185 members registered in the guild. Nineteen of our members are new to the guild, so take the opportunity to welcome our new friends. The membership list will be sent out via e-mail prior to the next meeting, and paper copies will be available at the membership desk for those who do not have e-mail or prefer to have a hard copy.


Jean Reid was the lucky recipient for the 2010-2011 early bird free registration draw.

Guild nametags will be available at the membership desk for new members and anyone who requested a replacement at the September meeting.

Remember that we welcome your comments and suggestions. Members can use the suggestion box which is also at the membership desk. You should feel free to talk to any of the executive team as we are here to help you.

The Guild received a donation of \$20 to be used for our social activities at break—our thanks to Debra Anger.

~ Kathleen Mulheron



QUILTS FROM THE HEART

Providing placemats for clients of 'Meals On Wheels' in both the GTA and Durham

was initially brought to Rouge Valley Quilters' Guild by Yvette Piiparinen as a community service project. The placemat project has now come under the umbrella of Quilts From The Heart. We look forward to collecting your donations to this project as well as your completed cuddle quilts at each general meeting.

In September, the members handed in 11 pillowcases, 4 placemats and 27 cuddle quilts. Please keep up the good work!

~Linda Hoiko and Susan Cameron

Quilt Show 2011

Activities and plans for our quilt show continued through the warm summer weather. Irene Dewar, 'Brambleberry Cottage Quilts' designer and Rouge Valley Quilters' Guild member, designs quilts with Canadian style and designed just such a quilt for our raffle quilt! Bright tulips dance around this generous queen-sized quilt, reminding us that spring is never far behind our cold Canadian winters. This quilt has been lovingly pieced and hand-quilted by Linda Hoiko. Shirley Magee will complete the binding very shortly to have the quilt ready for its evaluation.

Trish Della Vella and Mary Eeg of 'Harebrained Happenings', pattern designers par excellence and also members of Rouge Valley Quilters' Guild have not only given permission to use one of their original patterns, 'Mom And Me' to produce a lap quilt for our quilt raffle, they provided kits with instructions and materials for each block for our members to sew! Eleven members picked up their kit at the September meeting and will return their blocks to Trish and Mary at the October meeting. Trish and Mary will add sashings and borders and sandwich the quilt ready for machine quilting by yet another RVQG member.

Our guild is very fortunate to have such talented ladies willing to share their time and talents with us and we're sure these two quilts will make selling raffle tickets an easy task next spring! We're hoping each member will sell at least one book of ten raffle tickets to ensure we have sufficient funds to continue our community service projects through Quilts From The Heart.

~ Quilt Show 2011

PROGRAM / QUILTER OF THE MONTH CHAIRS ...

Would you like to select a speaker whose topic interests you? Would you like to offer a fellow quilter the opportunity to tell us how she started and show off her work? We have the contact information you need to work with, our guild has many excellent quilters to approach and the executive team are willing to help you make your choices! This is a perfect position for friends to work on together. Please speak with Ingrid Jack-Edwards, Megan Mee or Lee O'Brien for information on this position.



NEWSLETTER EDITOR ...

Are you comfortable with using email? Do you use your computer's word processing program or have an interest in learning the Microsoft Publisher program? Rouge Valley Quilters' Guild has the perfect position for you and will provide on-the-job training while your executive team provides the news for you to publish! Please speak with Ingrid Jack-Edwards or Jean Reid to get more information.

Deadline for submissions to November 2010 Borderlines is Friday, October 29th, 2010. Contributions from members may be emailed to info@rougevalleyquiltersguild.com